

- 1 Exoplanets are planets orbiting stars other than our own Sun. Most exoplanets discovered so far are giant planets similar to the planet Jupiter. The exoplanet Kepler-7b has a mass about 0.43 times the mass of Jupiter, and a radius about 1.6 times the radius of Jupiter.

Take the gravitational field strength at the surface of Kepler-7b to be  $g_K$ , and the gravitational field strength at the surface of Jupiter to be  $g_J$ .

The ratio  $\frac{g_K}{g_J}$  is

- A 0.17
- B 0.27
- C 0.69
- D 1.1

**(Total for Question = 1 mark)**

- 2 The force between two masses and the force between two charges can be modelled in a similar way, using gravitational and electric fields. A difference between these models is that

- A an electric field is always a radial field.
- B an electric field is always the stronger field.
- C a gravitational field cannot be shielded.
- D a gravitational field extends over an infinite range.

**(Total for Question = 1 mark)**

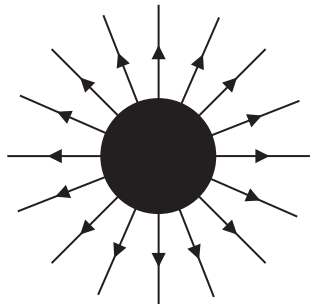
3 The electrostatic interaction between two charges and the gravitational interaction between two masses can be represented by similar equations.

Which of the following is correct?

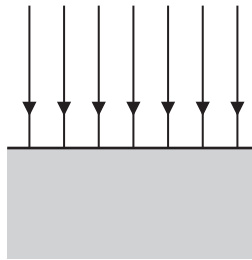
- A The force variation in both fields obeys an inverse square law.
- B Both fields are examples of strong interactions.
- C Both have a field strength variation that is inversely proportional to distance.
- D Electric charge is exactly analogous to mass.

(Total for Question 1 mark)

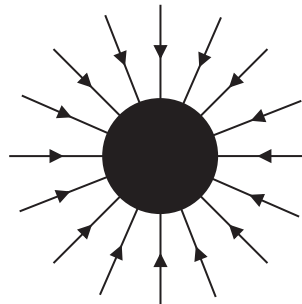
4 Electric and gravitational fields can be represented in similar ways. Which of the diagrams below **cannot** be used for a gravitational field?



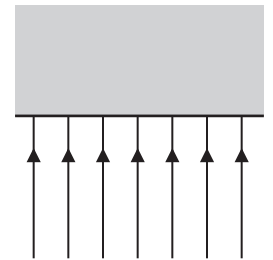
A



B



C



D

- A
- B
- C
- D

(Total for Question = 1 mark)

5 Newton's law of gravitation can be applied to the Earth-Moon system. Which of the following statements is **not** correct?

- A The value of  $G$  at the surface of the Moon is the same as that at the surface of the Earth.
- B The gravitational force between the Earth and the Moon is proportional to the square of the separation of the Earth and the Moon.
- C The gravitational force between the Earth and the Moon is proportional to the mass of the Moon.
- D The orbital time of the Moon about the Earth is independent of the mass of the Moon.

**(Total for Question = 1 mark)**

6 A small satellite has a weight of 1200 N at the Earth's surface. It is launched into a circular orbit with radius equal to twice the radius of the Earth. The weight of the satellite in this orbit is

- A 0 N
- B 300 N
- C 600 N
- D 1200 N

**(Total for Question 1 mark)**

7 In many ways electrical and gravitational forces are similar.

One key difference is that only

- A electrical forces can be attractive and repulsive.
- B electrical forces have an infinite range.
- C gravitational forces can be attractive and repulsive.
- D gravitational forces have an infinite range.

**(Total for Question 1 mark)**

8 Which of the following statements is correct?

- A Electrostatic forces have a much longer range than gravitational forces.
- B Gravitational forces have a much longer range than electrostatic forces.
- C Gravitational and electrostatic forces both obey an inverse square law.
- D Gravitational and electrostatic field strength are both scalar quantities.

**(Total for Question = 1 mark)**

9 Mars has twice the mass of Mercury and is 4 times further away from the Sun.

The ratio of the gravitational force from the Sun on Mercury to the gravitational force from the Sun on Mars is

- A 0.5
- B 2.0
- C 8.0
- D 32

**(Total for Question = 1 mark)**

10 The gravitational field strength at the surface of the Earth is  $9.8 \text{ N kg}^{-1}$ . A satellite is orbiting at a height above the ground equal to the radius of the Earth.

The gravitational field strength, in  $\text{N kg}^{-1}$ , at this height is

- A 0.0
- B 2.5
- C 4.9
- D 9.8

**(Total for Question = 1 mark)**